

# Industrielle Wandbeschichtung


## RAL-Farbtabelle



### Gelbtöne



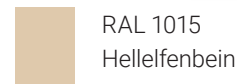
RAL 1000  
Grünbeige



RAL 1013  
Perlweiß




RAL 1014  
Elfenbein

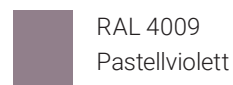


RAL 1015  
Hellelfenbein

### Rottöne




RAL 3015  
Hellrosa




RAL 4009  
Pastellviolett

### Grüntöne




RAL 6019  
Weißgrün



RAL 6027  
Lichtgrün

### Grautöne



RAL 7001  
Silbergrau




RAL 7004  
Signalgrau



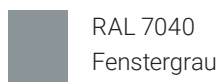
RAL 7032  
Kieselgrau



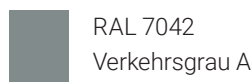
RAL 7036  
Platingrau




RAL 7038  
Achatgrau



RAL 7040  
Fenstergrau



RAL 7042  
Verkehrsgrau A



RAL 7044  
Seidengrau

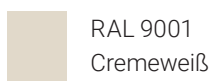


RAL 7045  
Telegrau 1




RAL 7047  
Telegrau 4

### Weiß- und Schwarztöne



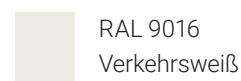
RAL 9001  
Cremeweiß



RAL 9002  
Grauweiß



RAL 9003  
Signalweiß



RAL 9016  
Verkehrsweiß



RAL 9018  
Papyrusweiß